



Fund Facts

PFSL Fund Management Ltd.
Primerica Global Balanced Growth Fund

November 20, 2020

This document contains key information you should know about Primerica Global Balanced Growth Fund. You can find more details in the fund's simplified prospectus. Ask your representative for a copy, contact PFSL Fund Management Ltd. ("PFSL") at 1-800-510-7375 or concert@primerica.com, or visit www.primericacanada.ca.

Before you invest in any fund, consider how the fund would work with your other investments and your tolerance for risk.

Quick facts

Fund Codes:	Front End (PCS113)	Fund manager:	PFSL Fund Management Ltd.
	Low Load (PCS2413) Deferred Sales Charge (PCS313)	Portfolio managers:	Morneau Shepell Asset & Risk Management Ltd.
Date series started:	September 15, 1997		AGF Investments Inc.
Total value on October 31, 2020:	\$1,124.5 million	Distributions	Annually in December
Management Expense Ratio (MER):	2.41%	Minimum investment:	\$500 initial/\$100 registered plan \$100 additional/\$25 registered plan \$25 pre-authorized contribution plan

What does the fund invest in?

The fund invests directly or indirectly through other mutual funds in Canadian, U.S. and other international companies. They can be of any size and from any industry.

The charts below give you a snapshot of the fund's investments on October 31, 2020. The fund's investments will change.

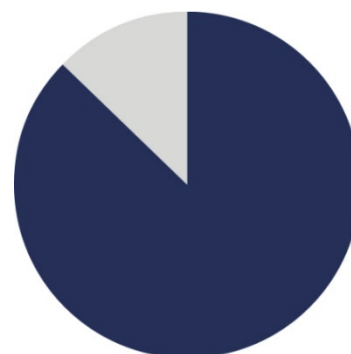
Top 10 Investments (October 31, 2020)

1. AGF Global Dividend Fund	34.7%
2. AGF Emerging Markets Fund	15.4%
3. AGF Global Equity Class	14.7%
4. AGF Canadian Growth Equity Class	10.0%
5. AGF Fixed Income Plus Fund	9.9%
6. AGF Floating Rate Income Fund	5.1%
7. AGF Emerging Markets Bond Fund	5.1%
8. AGFiQ Dividend Income Fund	5.0%

Total percentage of top 10 investments 100.0%

Total number of investments: 8

Investment Mix (October 31, 2020)



How risky is it?

The value of the fund can go down as well as up. You could lose money.

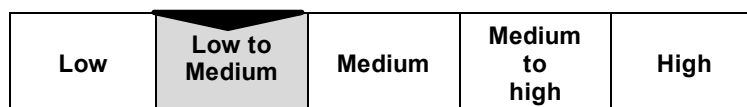
One way to gauge risk is to look at how much a fund's returns change over time. This is called "volatility".

In general, funds with higher volatility will have returns that change more over time. They typically have a greater chance of losing money and may have a greater chance of higher returns. Funds with lower volatility tend to have returns that change less over time. They typically have lower returns and may have a lower chance of losing money.

Risk rating

PFSL has rated the volatility of this fund as **low to medium**.

This rating is based on how much the fund's returns have changed from year to year. It doesn't tell you how volatile the fund will be in the future. The rating can change over time. A fund with a low risk rating can still lose money.



For more information about the risk rating and specific risks that can affect the fund's returns, see The Risks of Mutual Fund Investing section of the fund's simplified prospectus.

No guarantees

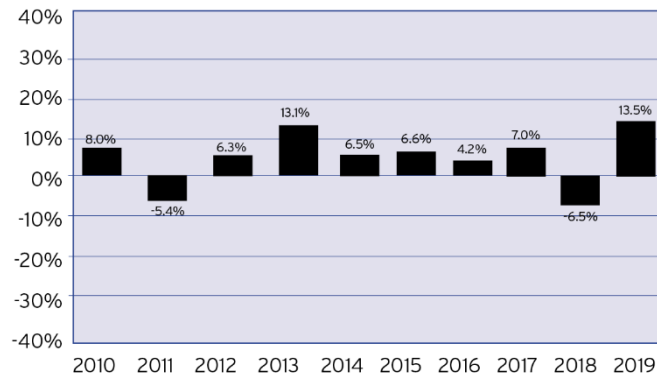
Like most mutual funds, this fund doesn't have any guarantees. You may not get back the amount of money you invest.

How has the fund performed?

This section tells you how units of the fund have performed over the past 10 calendar years. Returns are after expenses have been deducted. These expenses reduce the fund's returns.

Year-by-year returns

This chart shows how units of the fund performed in each of the past 10 calendar years. The fund dropped in value in 2 of the past 10 calendar years. The range of returns and change from year to year can help you assess how risky the fund has been in the past. It does not tell you how the fund will perform in the future.



Best and worst 3-month returns

This table shows the best and worst returns for units of the fund in a 3-month period over the past 10 calendar years. The best and worst 3-month returns could be higher or lower in the future. Consider how much of a loss you could afford to take in a short period of time.

	Return	3 months ending	If you invested \$1,000 at the beginning of the period
Best return	8.2%	March 31, 2019	Your investment would rise to \$1,082
Worst return	-8.3%	September 30, 2011	Your investment would drop to \$917

Average return

A person who invested \$1,000 in the fund 10 years ago now has \$1,479. This works out to an annual compound return of 4.0%.

Who is this fund for?

Investors who:

- are seeking capital growth;
- are planning to hold their investment for the long term;
- want an investment that combines income and capital growth potential but view income as of secondary importance; and
- have a low to medium tolerance for risk.

A word about tax

In general, you'll have to pay tax on any money you make on the fund including your share of the fund's earnings and on taxable capital gains from redeeming your investment. How much tax you pay depends on your tax rate, whether or not you hold the fund in a registered plan and the type of earnings of the fund (interest, dividends, capital gains, etc.). In general, you do not pay tax on your investments held in a registered retirement savings plan, tax-free savings account or other registered plan.

If you hold your investment outside of a registered plan, you will receive a tax slip showing your share of the fund's earnings. You must include the amounts shown in your income whether you get them in cash or have them reinvested. You must calculate your taxable capital gains from a redemption.



How much does it cost?

The following table shows the fees and expenses you could pay to buy, own and sell units of the fund. The fees and expenses - including any commissions - can vary among series of a fund and among funds. Higher commissions can influence representatives to recommend one investment over another. Ask about other funds and investments that may be suitable for you at a lower cost.

1. Sales charges

You have to choose a sales charge option when you buy the Fund. Ask your representative about the pros and cons of each option.

Sales charge option	What you pay		How it works
	in per cent (%)	in dollars (\$)	
Front End sales charge	0 to 5% of the amount you buy	\$0 to \$50 on every \$1,000 you buy	<ul style="list-style-type: none"> You and your representative decide on the rate. The front end sales charge is deducted from the amount you invest in the fund. It goes to your representative's firm as a commission.
Low Load sales charge	If you sell within: 1 year of buying 3.0% 2 years of buying 2.5% 3 years of buying 2.0% After 3 years Nothing	\$0 to \$30 on every \$1,000 you sell	<ul style="list-style-type: none"> The low load sales charge is a set rate. It is deducted from the amount you sell. When you buy the fund, the underlying fund manager pays your representative's firm a commission of 2.5%. Any low load sales charge you pay goes to the underlying fund manager. You can sell up to 10% of your units each year without paying a low load sales charge. You can switch units to other Primerica Concert™ Allocation Series of Funds (Concert™ Funds) at any time without paying a low load sales charge. The low load sales charge schedule will be based on the date you bought the first fund.
Deferred sales charge	If you sell within: 1 year of buying 5.5% 2 years of buying 5.5% 3 years of buying 5.0% 4 years of buying 4.5% 5 years of buying 4.0% 6 years of buying 3.0% 7 years of buying 1.5% After 7 years Nothing	\$0 to \$55 on every \$1,000 you sell	<ul style="list-style-type: none"> The deferred sales charge is a set rate. It is deducted from the amount you sell. When you buy the fund, the underlying fund manager pays your representative's firm a commission of 5.0%. Any deferred sales charge you pay goes to the underlying fund manager. You can sell up to 10% of your units each year without paying a deferred sales charge. You can switch units to other Concert™ Funds at any time without paying a deferred sales charge. The deferred sales charge schedule will be based on the date you bought the first fund.

2. Fund expenses

You don't pay these expenses directly. They affect you because they reduce the fund's returns.

As of June 30, 2020, the fund's expenses were 2.53% of its value. This equals to \$25.30 for every \$1,000 invested.

	Annual rate (as a % of the fund's value)
Management expense ratio (MER) This is the total of the fund's management fees (including the trailing commission) and operating expenses.	2.41%
Trading expense ratio (TER) These are the Fund's trading costs	0.12%
Fund expenses	2.53%

How much does it cost? cont'd

More about trailing commission

The trailing commission is an ongoing commission. It is paid for as long as you own the fund. It is for the services and advice your representative and their firm provide you.

The underlying fund manager pays the trailing commission to your representative's firm. It is paid from the fund's management fee and is based on the value of your investment. The rate depends on the sales charge option you choose:

Sales charge option	Amount of trailing commission	
	in per cent (%)	in dollars (\$)
Front End sales charge	Up to 1% of the value of your investment each year	Up to \$10 each year on every \$1,000 invested
Low Load sales charge	Up to 0.50% of the value of your investment each year for the first 3 years, up to 1% thereafter	Up to \$5 each year on every \$1,000 invested for the first 3 years, up to \$10 thereafter.
Deferred sales charge	Up to 0.50% of the value of your investment each year for the first 7 years, up to 1% thereafter	Up to \$5 each year on every \$1,000 invested for the first 7 years, up to \$10 thereafter.

3. Other fees

You may have to pay other fees when you buy, hold, sell or switch units of the fund.

Fee	What you pay
Short-term trading fee	2% of the value of units you sell within 30 days of buying them. This fee goes to the fund.
Switch fee	Your representative's firm may charge you up to 2% of the value of the units you switch to another Concert™ Fund.

What if I change my mind?

Under securities law in some provinces and territories, you have the right to:

- withdraw from an agreement to buy mutual fund units within two business days after you receive a simplified prospectus or Fund Facts document, or
- cancel your purchase within 48 hours after you receive the trade confirmation of the purchase.

In some provinces and territories, you also have the right to cancel a purchase, or in some jurisdictions, claim damages, if the simplified prospectus, annual information form, Fund Facts document or financial statements contain a misrepresentation. You must act within the time limit set by the securities law in your province or territory.

For more information, see the securities law of your province or territory or ask a lawyer.

For more information

Contact PFSL Fund Management Ltd. or your representative for a copy of the fund's simplified prospectus or other disclosure documents. These documents and the Fund Facts make up the fund's legal documents.

PFSL Fund Management Ltd.
6985 Financial Drive, Suite 400
Mississauga, ON L5N 0G3

Phone: 1-800-510-7375
E-mail: concert@primerica.com

To learn more about investing in mutual funds, see the brochure **Understanding Mutual Funds**, which is available on the website of the Canadian Securities Administrators at www.securities-administrators.ca.